


Origami Loch Ness Monster


The Loch Ness Monster is one of the most famous legendary monsters of the world, and thousands of tourists visit Loch Ness, in Scotland, in the hope of seeing it every year. Now you can make your own origami version!




You will need 3 pieces of paper: 2 the same size, and 1 smaller piece (a quarter of the larger).



We will start with the head. With a large piece of paper coloured side down, fold in half along the diagonal and open out again.



Fold the corners into the centre crease to form a kite shape, as shown.



Fold the corners in again, creasing well.



Fold the bottom point up.



Fold in half along the centre crease.



Start to form the head by folding the top point down at an angle.



Open the model out and tuck the head back in (reverse fold) along the crease you just made.




Shape the head by folding the point back in on itself and tucking it in on itself. Add a googly eye or drawer one on with felt tip pens. The head is done.





Origami Loch Ness Monster- page 2




Now make the body. Take another large piece of paper, face up. Fold in half horizontally, both ways, then open up again and flip over.



Now fold in half diagonally both ways, and open out again.



Push the model in along the horizontal folds to form a triangular shape, as shown. Flatten.




Fold the top corner down a little way, and then fold it over again one more time. Crease well.



Use scissors to cut out the middle of the triangle, as shown. You have made your body.


Origami Loch Ness Monster- page 3



Use the small piece of paper for the tail. With coloured side down, fold in half diagonally.




Bring the corners into the centre crease, as shown.




Fold the bottom point up.



Fold the lower corners up again, just a little way.



Fold in half along the centre crease.



Your finished monster will stand up by itself.



You can make a long monster!