

Horton's Coloring Page!




Everyone's an Elephant!



Materials Needed:

Crayons • Markers • Construction Paper • Stapler

Photocopy this page and hand one out to each child. Have the children decorate their elephant ears with crayons and markers. Then cut the ears out and set them aside. Next, fold a sheet of construction paper in half the long way a few times to make it strong, and staple it to secure the paper. Now staple the ears to the band, leaving at least 5" of band between the ears. Last, staple the entire band together around the child's head. With these ears, everyone can be an elephant!





Connect the Dots to Horton!

Start at #1 and connect the dots until you see a picture of Horton!






Help Horton Find His Way to the Who!



START



FINISH





A Person's a Person, No Matter How Small




I Did Something Good Today!

This hereby certifies that _____
(name)

did _____
(good deed)

on _____
(month) (day) (year)



Good job!
Love, Horton

